


clinical casebook

ActiveFX™

with UltraPulse® Encore™

The latest advancement in
minimal downtime fractional laser
treatments for aging skin





ActiveFX™

with UltraPulse® Encore™

The latest advancement in

minimal downtime fractional laser

treatments for aging skin

ActiveFX™

Fractional CO₂ Laser Skin Treatments

The goal of ActiveFX fractional laser skin treatments is simple: replace damaged skin with new, fresh skin. Techniques for laser skin resurfacing have made enormous advances, allowing nearly everyone to achieve close to flawless complexions. The primary targets of laser skin resurfacing include:

- Fine lines and wrinkles of the face, especially around the upper lip, cheeks and forehead
- Crow's feet around the eyes
- Pucker marks (smoker's lines) and frown lines
- Brown spots and splotchy, uneven skin tone
- Scars, especially acne scars

ActiveFX Benefits

ActiveFX treatment produces a dramatic effect on the skin:

- Causes immediate collagen contraction
- Reduces wrinkles and fine lines, and softens deeper frown lines
- Noticeably improves skin tone and texture
- Stimulates new collagen formation and plumps the skin¹

The results of CO₂ treatments are dramatic and, with proper sun protection, can last for many years. Most effects of treatment become visible right away, whereas others—such as new collagen formation—build up gradually and result in continued smoothing over time. Therefore, most people continue to show improvement up to six months after the procedure.

What is an ActiveFX “Fractional” Treatment?


ActiveFX is a laser procedure performed in a single treatment with minimal downtime, typically 4–7 days. During the procedure, a high-energy beam of laser light interacts with the skin’s surface, causing the upper layer to peel off and regenerate a layer of new, healthy skin. The laser also stimulates formation of new underlying collagen, which results in continued improvement in skin texture over time¹.

With **fractional** laser treatment (ActiveFX), only a fraction of the skin’s surface is treated, leaving small “bridges” of untouched skin. This technique makes the healing process much faster and enables you to get back to normal activities sooner. With a total resurfacing (MaxFX™) the entire skin surface is treated with the laser.




A high-energy laser beam is applied in a fractional pattern over the surface of the treatment area, leaving areas of untouched skin to promote quicker healing.

LASER RESURFACING PATTERNS




ActiveFX, with a more open laser pattern, is a fractional laser treatment for dyschromia and fine lines that yields remarkable results with minimal downtime.



MaxFX, with a laser pattern that is more dense, is a deeper treatment for more severe skin damage that provides truly dramatic results.

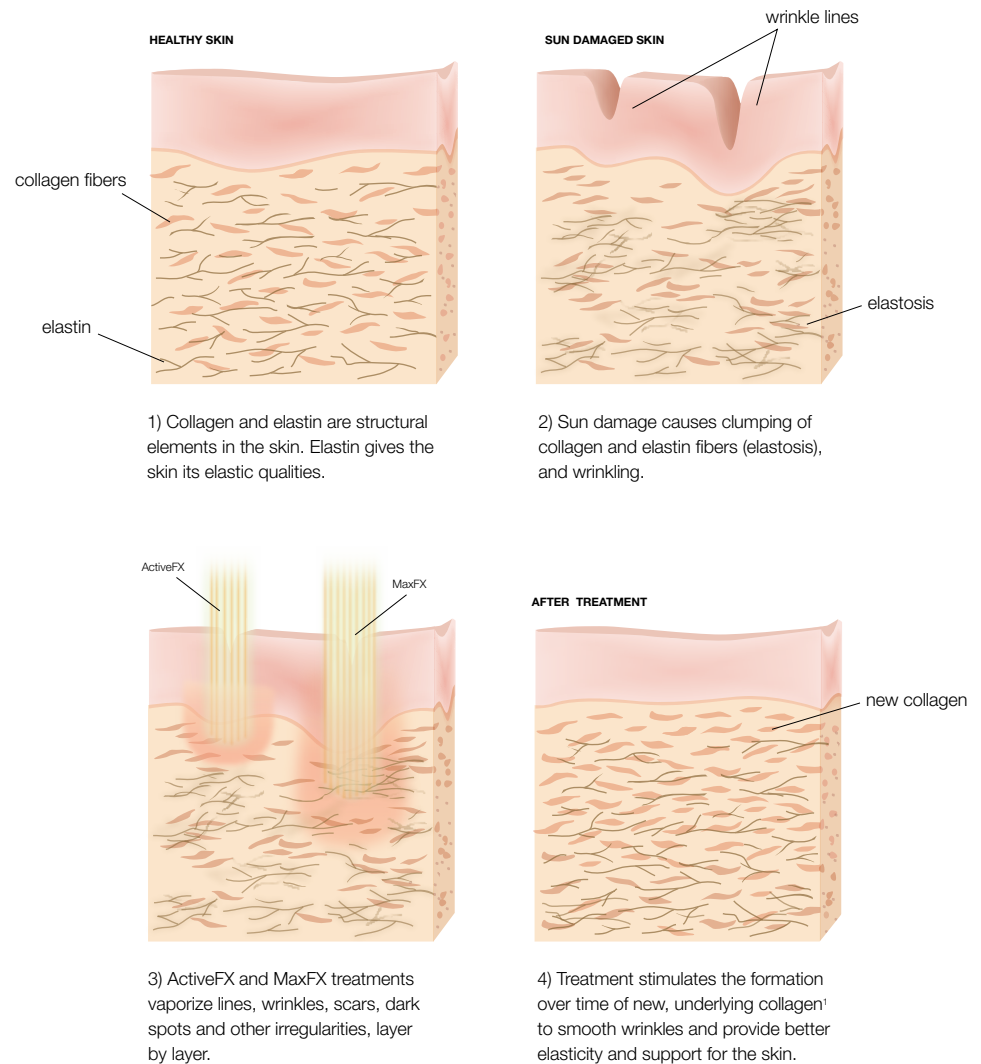
“fractional” columns of high-energy laser light

“bridges” of untouched skin promote healing



How it Works

Recognized as the gold standard of laser resurfacing systems, the UltraPulse® Encore™ CO₂ laser delivers thousands of tiny laser pulses in a spaced pattern over the skin. Each pulse heats a column of tissue eliminating pigment discolorations at the surface and creating a deep zone of heating in the tissue. Unique to the UltraPulse Encore, these zones of heating shrink collagen in the skin immediately. In addition, deep tissue heating stimulates collagen remodeling¹, improving the skin further over the months following the procedure.



¹ Ross E, McKinlay J, Anderson R. Why Does Carbon Dioxide Laser Resurfacing Work? *Archives of Dermatology*, 135:444-454, 1999.

clinical examples

Applications

ActiveFX™ Fractional Skin Treatments



Wrinkles



BEFORE



AFTER 1 week

PHOTOS: Glenn DeBias, DO; Doylestown, PA

Female with periorbital wrinkles

Before and 1 week after 1 ActiveFX treatment

Pigmentation



BEFORE

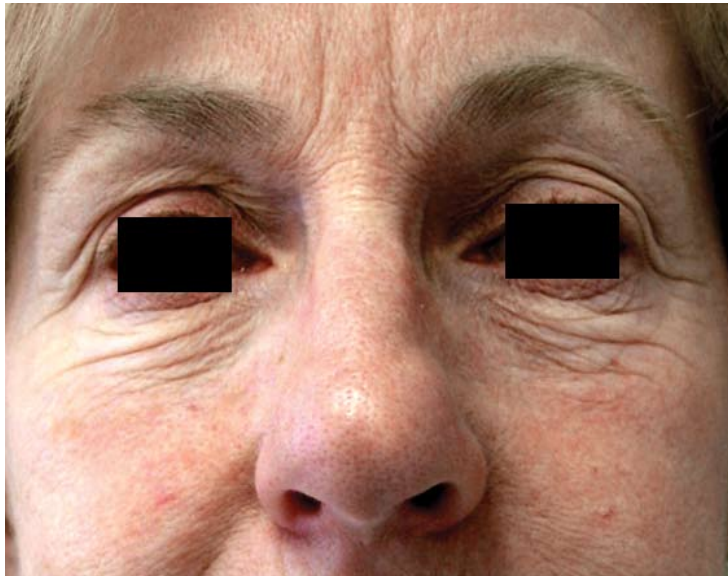


AFTER

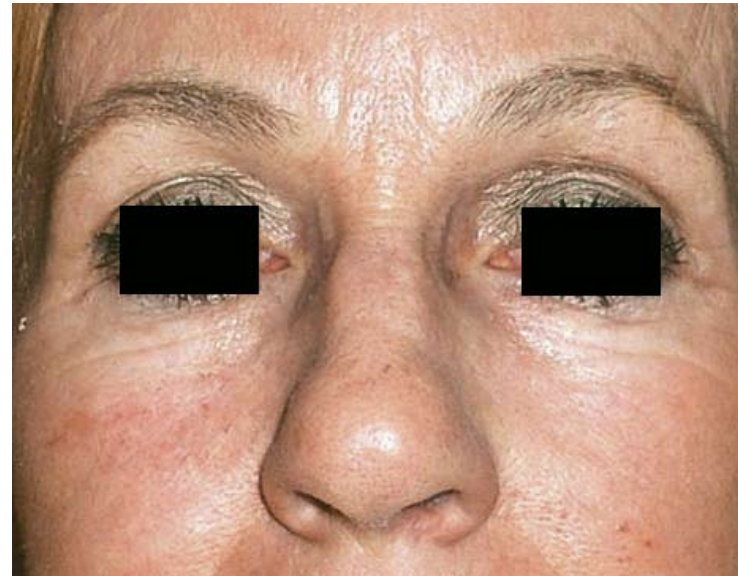
PHOTOS: Matteo Tretti Clementoni, MD; Milan, IT

Female with photodamage
Before and after 1 ActiveFX treatment

Wrinkles



BEFORE



AFTER 4 days

PHOTOS: Glenn DeBlas, DO; Doylestown, PA

Female with wrinkles

Before and 4 days after 1 ActiveFX treatment

Pigmentation



BEFORE



AFTER

PHOTOS: Jeffery M. Kankel, MD; Dallas, TX

Female with photodamage and uneven skin tone
Before and after 1 ActiveFX treatment

Sun Damage | Pigmentation



BEFORE



AFTER

PHOTOS: Mark Kaufman, MD, New York, NY

Female with photodamage / uneven skin tone and pigmentation
Before and after 1 ActiveFX treatment

Sun Damage | Pigmentation



BEFORE



AFTER

PHOTOS: Joseph Niamtu III, DMD, Richmond, VA

Female with photodamage / mottled pigmentation
Before and after 1 ActiveFX treatment

Sun Damage | Pigmentation



BEFORE



AFTER

PHOTOS: Glenn DeBlas, DO; Doylestown, PA

Female with photodamage / mottled pigmentation
Before and after 1 ActiveFX treatment


clinical examples

Applications

MaxFX™ and Other Procedures



Deep Wrinkles | Sun Damage



BEFORE



AFTER 12 months

PHOTOS: Suzanne L. Klimer, MD, Sacramento, CA

Female with deep wrinkles / solar elastosis
Before and 12 months after 1 MaxFX treatment

Deep Wrinkles



BEFORE



AFTER 2 months

PHOTOS: B. Kent Remington, MD, FRCPC(C); Calgary, CANADA

Female with deep wrinkles around the mouth
Before and 2 months after 1 MaxFX treatment

Acne Scars



BEFORE



AFTER 2 months

PHOTOS: Otávio Roberti Macedo, MD; São Paulo, BRAZIL

Female with acne scars

Before and 2 months after 1 MaxFX treatment

Keratosis



BEFORE

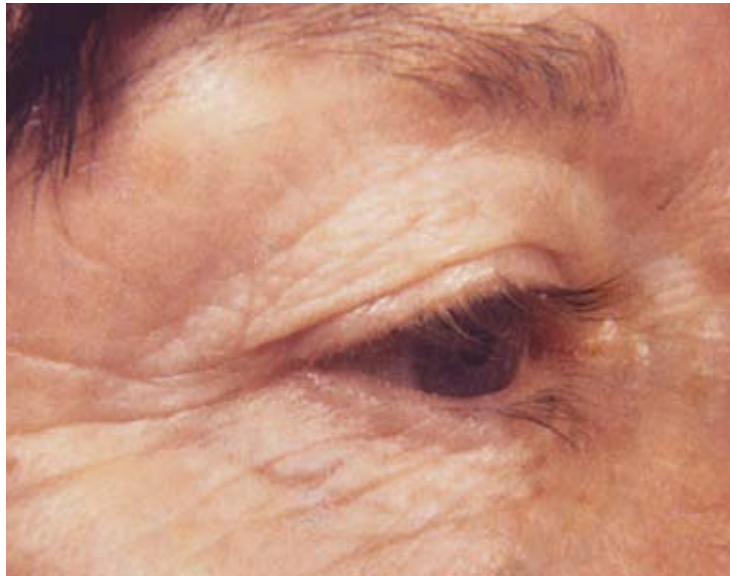



AFTER

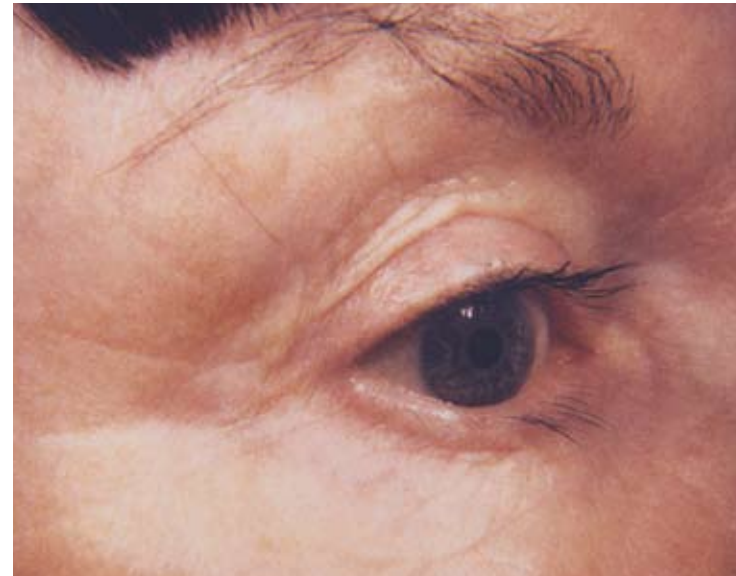
PHOTOS: Joseph Niamtu III, DMD, Richmond, VA

Female with keratosis
Before and after treatment

Excess Eyelid Skin



BEFORE



AFTER 2 months

PHOTOS: B. Kent Remington, MD, FRCPC; Calgary, CANADA

Female with excess upper eyelid skin and wrinkles

Before and 2 months after laser blepharoplasty and 1 MaxFX treatment

Excess Eyelid Skin | Fat Pads



BEFORE

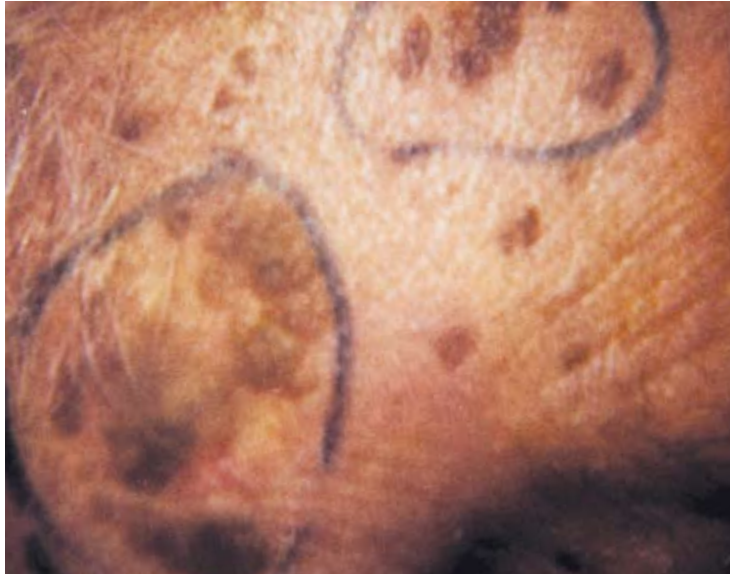


AFTER 2 months

PHOTOS: B. Kent Remington, MD, FRCPC(O); Calgary, CANADA

Female with excess upper eyelid skin and fat pads
Before and 2 months after laser blepharoplasty

Raised Spots



BEFORE



AFTER 6 weeks

PHOTOS: B. Kent Remington, MD, FRCPC; Calgary, CANADA

Male with seborrheic keratoses
Before and 6 weeks after 1 treatment

Syringomas



BEFORE



AFTER 7 weeks

PHOTOS: B. Kent Remington, MD, FRCP(C); Calgary, CANADA

Female with lower eyelid syringomas and wrinkles
Before and 7 weeks after 1 treatment

Rhinophyma



BEFORE



AFTER

PHOTOS: Joseph Niamtu III, DMD; Richmond, VA

Male with rhinophyma
Before and after treatment



AMERICAS	EUROPE / MIDDLE EAST	CHINA / APAC	JAPAN
Lumenis Inc. Santa Clara, CA, USA Tel +1 408 764 3000 1 877 586 3647 Fax +1 408 764 3999 1 800 505 1133	Lumenis (GERMANY) GmbH Dreieich-Dreieichenhain, Germany Tel + 49 6103 8335 0 Fax + 49 6103 8335 300	Lumenis (CHINA) Ltd. Beijing, China Tel + 86 10 6510 2620 Fax + 86 10 6510 2621	Lumenis (JAPAN) Co. Ltd. Tokyo, Japan Tel + 81 3 5789 8300 Fax + 81 3 5789 8310

©2008, the Lumenis Group of Companies. Lumenis, its logo, UltraPulse, Encore, ActiveFX and MaxFX are trademarks or registered trademarks of the Lumenis Group of Companies. All rights reserved. Printed in the U.S.A. 3/08